

# 2026 National Exposition Information Session

Presented By:



# Today's Agenda

1. Competition Pathway & Itinerary

2. Impact Challenges

a. Eligibility

b. Challenge Report Requirements

c. Hold Slides

d. Presentation Structure

e. Judging Criteria

1. National Competition

a. Eligibility

b. Annual Report Requirements

c. Presentation Structure

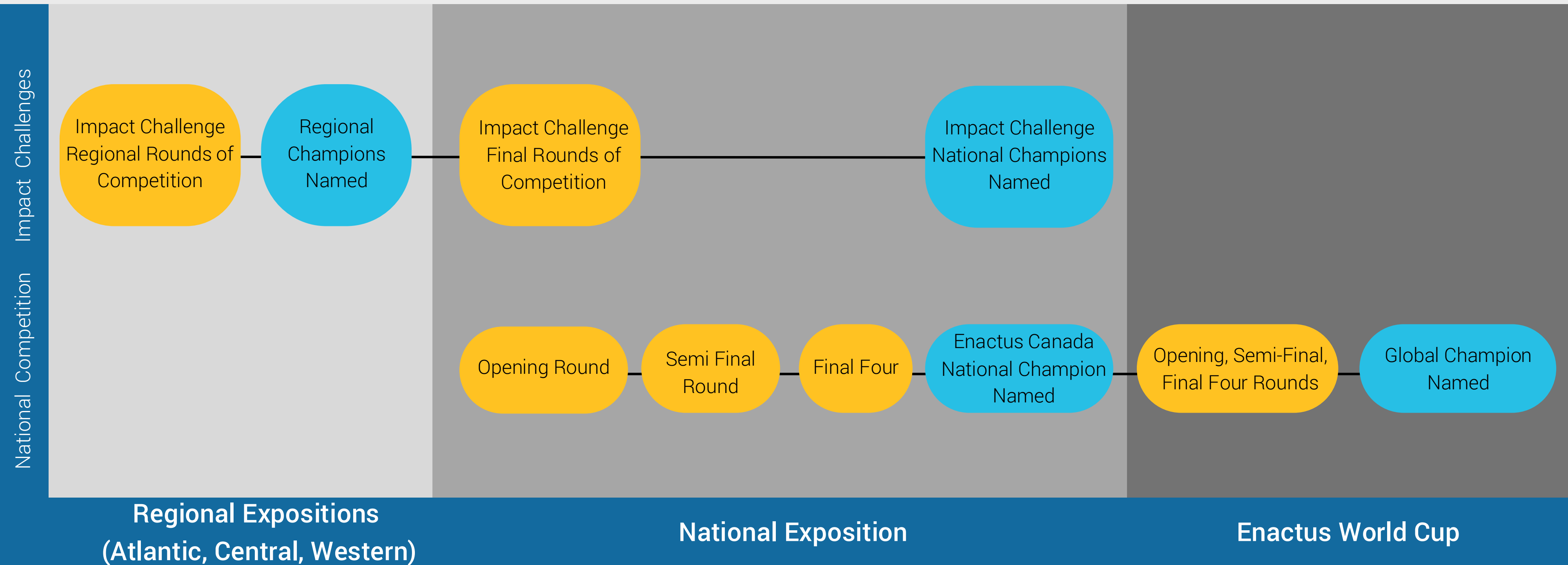
d. Judging Criteria

2. Impact and Financial Reporting Review

3. Reminders & Best Practices

4. Q&A

# Enactus Competition Pathway



# 2026 National Exposition Itinerary



# Day 1: May 6th

Event
Registration
Impact Challenge Tech Checks
Impact Challenge Final Round of Competition Judge Breakfast & Training
Desjardins Community Empowerment Challenge Final Round of Competition
TD Entrepreneurship Challenge Final Round of Competition
Canadian Tire Environmental Sustainability Challenge Final Round of Competition
Student Leader & Faculty Advisor Meeting
Mental Wellness Ambassador Meeting Proudly presented by Co-operators
Student Entrepreneur National Competition Final Round of Competition Tech
Student Entrepreneur National Competition Final Round of Competition Judge T
Opening Ceremony & Student Entrepreneur Final Round

# Day 1 Requirements

- **One hard copy of each of your Challenge Report and Annual Report MUST** be submitted at the Registration Desk BEFORE the Opening Ceremony:
  - Please make sure to submit one hard copy of your challenge report and/or annual report to the League Coordinator as well, before you present.
  - This in addition to the ones submitted on CACTUS (must match digital)
- Please remind any guests or team members to register upon arrival.
- The Student Leader(s) **MUST** be at the Student Leader meeting

# Day 2: May 7th

Event	Location	Time
Registration	517 Foyer	6:30 AM - 5:30 PM
Enactus Canada Opening Round of Competition Tech Checks	520 A, B, C, D, E, F, 522, 524 A, B, C	7:30 AM - 8:30 AM
Enactus Opening Round of Competition Judge Breakfast & Training	519	8:00 AM - 9:00 AM
Enactus Opening Round of Competition	520 A, B, C, D, E, F, 522, 524 A, B, C	9:00 AM - 12:00 PM
Mental Wellness Zone, proudly presented by Co-operators	517 Foyer	10:00 AM - 5:00 PM
Awards Ceremony & Innovation and Impact Production Check	517 CD	10:30 AM - 12:00 PM
The CIRCLE	518	11:30 AM - 1:30 PM
Innovation and Impact Challenge Final Round of Competition Tech Checks	517 CD	12:00 PM - 1:00 PM
Innovation and Impact Challenge Final Round of Competition Judge Training	519	1:30 PM - 2:30 PM
Impact and Innovation Challenge Final Round of Competition	517 CD	2:30 PM - 5:30 PM
Awards Ceremony	517 CD	5:30 PM - 7:00 PM
Enactus Semi Final Round of Competition Tech Checks	520 AD, 520 BE, 520 CF, 522	7:00 PM - 8:00 PM
Alumni Social	DoubleTree Hotel Imagination	7:30 PM - Onwards



# Day 3: May 8th

Event	Location	Time
Registration	517 Foyer	6:30 AM - 2:00 PM
Enactus Semi-Final Round of Competition League Coordinator Training	522	6:45 AM - 7:30 AM
Enactus Semi-Final Round of Competition Judge Breakfast & Training	519	7:45 AM - 8:30 AM
Enactus Semi-Final Round of Competition	520 AD, 520 BE, 520 CF, 522	8:30 AM - 11:30 PM
Enactus Final Round of Competition Tech Checks	517 CD	9:30 AM - 12:00 PM
Enactus Final Round of Competition Judge Lunch & Training, proudly presented by Canadian Tire Corporation	519	1:00 PM - 2:00 PM
Finalist Annoucement	517 CD	1:30 PM - 2:00 PM
Enactus Final Round of Competition, proudly presented by Canadian Tire Corporation	517 CD	2:00 PM - 4:00 PM
Awards Ceremony	517 CD	4:00 PM - 5:00 PM
Reception of Champions	Invite Only	5:00 PM - 7:00 PM





# **Impact Challenge**

## **Final Rounds of Competition**

# Impact Challenges - Eligibility



- Regional Champions from the Atlantic, Central, and Western Regional Expositions move on to compete against each other in the Impact Challenge Final Rounds of Competition.
- The winner of each Impact Challenge Final Round of Competition becomes the Impact Challenge National Champion.

# Impact Challenges - Challenge Report Requirements

- Impact Challenges Require a Challenge Report to be handed out to judges during the three minute set-up period.
- Challenge Reports must follow the template provided, and zero modifications can be made to the sizing, dimensions, logos, metrics, or any formatting (text font, size, etc.) on the section above the text box.
- Teams have the freedom to add any elements (text, images, graphics, etc.) in any style within the designated text box.



Canadian Tire Environmental Sustainability Challenge  
Challenge Report

Academic Institution:	
Project Name:	
Project Start Date:	
Is project wholly owned and operated by the team?	
Reporting Period (Select One):	February 23, 2025 – February 22, 2026 <b>OR</b> April 13, 2025 – April 12, 2026

Standard Metrics	
These metrics are related only to the project(s) presented and represent work done between reported period above.	
Number of people directly impacted	Number of suppliers introduced to green business practices
Number of people indirectly impacted	Number of people reached
Number of paid customers acquired	Dollars saved through the reduction of waste
Tonnes of waste diverted	GHG emissions avoided
Total revenue generated	

**Project Overview**

Use any of this space (below "Project Overview") to talk about your project(s). We would recommend the following format and using the prompts as a guide:

- 1. Need & Audience**
  - What need does this project address? (Explain why you decided to run this project)
  - What audience(s) did you target and why?
- 2. Action Taken**
  - What activities did you undertake? (What did you do?)
  - What external partners, organizations, or stakeholders did you work with and why?
  - This is a great place to provide more info on ownership (if needed), lessons learned, new initiatives compared to previous years, etc.
- 3. Impact**
  - Outline the overall impact your project had on participants
  - Include any important metrics not in the table above

**Note:**


- You must use the template provided to complete the report.
- You cannot change the size of the provided boxes, margins, or orientation of the template.
- Your report must remain 1-page single sided.
- You can use any font and add anything you would like below "Project Overview" (e.g. images, logos, etc.).
- You cannot delete metrics that are on the template, if they don't apply to your project simply put a "0".

ZERO Tolerance  
for Modifications

Creative  
Freedom

# Impact Challenges - Challenge Report Examples

**Canadian Tire Environmental Sustainability Challenge**  
Challenge Report



Academic Institution:	
Project Name:	
Project Start Date:	
Is project wholly owned and operated by the team?	
Reporting Period (Select One):	February 23, 2025 – February 22, 2026 OR April 13, 2025 – April 12, 2026

**Standard Metrics**  
*These metrics are related only to the project(s) presented and represent work done between reported period above.*

Number of people directly impacted	Number of suppliers introduced to green business practices
Number of people indirectly impacted	Number of people reached
Number of paid customers acquired	Dollars saved through the reduction of waste
Tonnes of waste diverted	GHG emissions avoided
Total revenue generated	

**Project Overview**

Use any of this space (below "Project Overview") to talk about your project(s). We would recommend the following format and using the prompts as a guide:

- Need & Audience**
  - What need does this project address? (Explain why you decided to run this project)
  - What audience(s) did you target and why?
- Action Taken**
  - What activities did you undertake? (What did you do?)
  - What external partners, organizations, or stakeholders did you work with and why?
  - This is a great place to provide more info on ownership (if needed), lessons learned, new initiatives compared to previous years, etc.
- Impact**
  - Outline the overall impact your project had on participants
  - Include any important metrics not in the table above

**Note:**

- You must use the template provided to complete the report.
- You cannot change the size of the provided boxes, margins, or orientation of the template.
- Your report must remain 1-page single sided.
- You can use any font and add anything you would like below "Project Overview" (e.g. images, logos, etc.).
- You cannot delete metrics that are on the template, if they don't apply to your project simply put a "0".

**Canadian Tire Environmental Sustainability Challenge**  
Challenge Report



ACADEMIC INSTITUTION	University of Calgary	PROJECT START DATE	December 29 2021
PROJECT NAME	GreenBiz	IS PROJECT WHOLLY OWNED AND OPERATED BY THE TEAM?	Yes
REPORTING PERIOD:	February 28, 2024 – February 27, 2025		

**STANDARD METRICS**  
*(These metrics are related only to the project(s) presented and represent work done between reported period above)*

Number of people directly impacted	41	Number of suppliers introduced to green business practices	6
Number of customers reached	1234	Dollars saved through the reduction of waste	\$570.12
Tonnes of waste diverted	0.108	GHG emissions avoided	184.34 kg

**PROJECT OVERVIEW**

**Project Summary:** The GreenBiz Project offers pro-bono sustainability consulting to small businesses. This year our team of 11 students helped 6 small businesses integrate sustainability and circularity into their operations.



**Sustainability is NOT accessible to all**  
We solve this problem with our 4 step model

1. Goal Setting
2. Site Survey
3. Change Implementation
4. Impact Monitoring

**6 small business clients for 2024/25**



**Consulting Criteria**

1. Functionality	✓
2. Cost	✓
3. Materials	✓
4. Geography	✓
5. Certifications	✓

**IMPACTS:**

- 184.34 kg CO2 emissions Diverted
- 108.523 kg Waste Diverted
- 100% clients reported increase in knowledge about circularity
- 979 volunteer hours dedicated
- 11 students consultants
- \$37,630 in consulting fees saved
- Over 3090 customers educated indirectly

**Industry Speakers from 6 Companies**



**1 Partner:** GREEN SKY

**Featured Image:** Careers in Sustainability Night  
Educating students on sustainability consulting




**Examples of our sustainable recommendations:**

- INTERNATIONAL SUPPLIERS >>> LOCAL SUPPLIERS
- PLASTIC JARS >>> POST CONSUMER RECYCLED PLASTIC
- GLASS BOTTLES >>> RECYCLED GLASS
- REFILLERY SYSTEMS



**Desjardins Youth Empowerment Challenge**  
Challenge Report



ACADEMIC INSTITUTION	Okanagan College	PROJECT START DATE	September 1, 2022
PROJECT NAME	Revive	IS PROJECT WHOLLY OWNED AND OPERATED BY THE TEAM?	Yes
REPORTING PERIOD:	April 14, 2024 – April 13, 2025		

**STANDARD METRICS**  
*(These metrics are related only to the project(s) presented and represent work done between reported period above)*

Number of youth directly impacted	528	Number of youth finding employment	0
Number of youth receiving skills development and/or workforce training	0	Number of youth pursuing post-secondary education	0
Number of youth exposed to entrepreneurship as a viable career path	528	Number of new job opportunities created for youth	0
Number of youth businesses started	0	Reduction of debt and/or increase in assets for youth participants	0

**PROJECT OVERVIEW**

**WHAT IS REVIVE?**

- Grade 6-8 curriculum includes climate change, but teachers are given no time or resources to create lessons.
- Revive is a month-long, 10-lesson unit plan providing teachers with all materials, worksheets, videos, and hands-on activities.
- Lessons include renewable and non-renewable energy, Indigenous sustainability, student impact, etc.
- Students are inspired to take action and create change.

**OUR IMPACT**

- Pre and post surveys measure student learning
- Continuous improvement through teacher feedback
- Youth realizing they can make a difference
- 1 job created for local teacher
- 1 more job projected in 2025
- 525+ students impacted overall (250+ in 2025)
- 1500+ students doing Revive in 2026
- Lessons provide completely free to teachers


**ACTIVITIES THIS YEAR**

- Created Revive Toolkit
- Launched Our Website - Reviveoc.ca
- Employed a local teacher
- Expanded into a new city
- Received \$4,300 from the 100 Women Who Care local charity

**“Revive taught me to be more mindful of what I’m actually doing. Before, I wanted my Dad to drive me to school and now I walk every day because the simplest thing you do every day, it impacts you.”**

**“I’ve seen my classmates recycling their plastics and removing their chargers when their phone isn’t charging.”**

**“I learned way more in Revive than when other science teachers teach renewable and non-renewable energies.”**



# Impact Challenges - Hold Slides

- During the three-minute setup period and four-minute Q&A period, the designated hold slide must be displayed.
  - You are permitted to test audio, other slides, videos, etc., during the three-minute setup period, but once finished, you must immediately display the hold slide
- Each Impact Challenge has a unique hold slide.
- Please note that the 2025-2026 hold slides are different from the 2024-2025 hold slides.
  - If yours aren't bilingual, you have the wrong hold slide.



**OUTDATE**

**D**



**CURRENT**



**Canadian Tire  
Environmental  
Sustainability  
Challenge**

**Défi de durabilité  
environnementale  
de Canadian Tire**



**Innovation &  
Impact Challenge**

**Défi d'innovation  
et d'impact**



**Desjardins  
Community  
Empowerment  
Challenge**

**Défi Développement  
des communautés  
Desjardins**



**TD READY  
COMMITMENT**

**TD  
Entrepreneurship  
Challenge**

**Défi de  
l'entrepreneuriat  
TD**

# Impact Challenges - Presentation Structure

- Each competing team will have a **12-minute block** for their live presentation.
  - 3-minute set-up period
    - We provide: 2 chairs, screen, powerbar, small table for projector/laptop
  - 5-minute live presentation
    - Presentations cannot exceed 5 minutes, and time will NOT be added to Q&A
  - 4-minute Q&A
- Timing is **Firm**

# Impact Challenges - Judging Criteria

- Impact Challenge overviews, Challenge Report templates, hold slides, and judging criteria are available on our website.
- <https://enactus.ca/program-and-competition-requirements/>



The screenshot shows the 'Program and Competition Requirements' page on the Enactus website. The page has a dark blue header with the title 'Program and Competition Requirements' in white. Below the header, there is a breadcrumb trail: 'Home / Program and Competition Requirements'. The main content area is divided into sections for different challenges, each with a logo, a description, and a list of requirements. The challenges listed are:

- National Competition** (expanded)
- Impact Challenges** (collapsed)
- Canadian Tire Environmental Sustainability Challenge**: The Canadian Tire Environmental Sustainability Challenge is designed to empower Enactus teams to identify, create and deliver projects that tackle climate change through the concept of circularity while teaching and empowering others to do the same. Requirements: Challenge Overview, Judging Criteria, Report Template, Hold Slides: PowerPoint, Image.
- Desjardins Community Empowerment Challenge**: The Desjardins Community Empowerment Challenge is designed to equip Enactus teams with the resources needed to develop innovative, high-impact projects that address the evolving needs and opportunities within communities. This may include, but is not limited to, youth, newcomers, seniors, etc. Requirements: Overview, Judging Criteria, Report Template, Hold Slides: PowerPoint, Image.
- Innovation and Impact Challenge, powered by Enactus Alumni**: The Innovation and Impact Challenge, powered by Enactus Alumni empowers Enactus teams to identify, create and deliver projects that address real-world problems. Requirements: Overview, Judging Criteria, Report Template, Hold Slides: PowerPoint, Image.
- TD Entrepreneurship Challenge**: The TD Entrepreneurship Challenge empowers Enactus teams to identify, create and deliver projects that teach relevant entrepreneurship skills, empowering aspiring and existing entrepreneurs. Requirements: Overview, Judging Criteria, Report Template, Hold Slides: PowerPoint, Image.



# National Competition

# National Competition - Eligibility

- You **do not need to place** or even compete at the Regional Exposition to be **eligible** for the National Competition.
- All teams are invited to compete in the National Competition




# National Competition - Presentation Structure

- For the National Competition, each competing team will have a 20-minute block for their live presentation.
  - **3-minute set-up period**
- We provide: 2 chairs, a screen, a powerbar, and a small table for the projector/laptop
  - **12-minute live presentation**
- Presentations cannot exceed 12 minutes, and time will NOT be added to Q&A
  - **5-minute Q&A**
- Timing is Firm



# National Competition - Room Structure

- Tech Table, Power Bar, 2 Chairs
- Screen to project onto
- Judge Seating
- Annual Reports
- Presenters



# National Competition - Annual Report Requirements

- **NEW!** All Annual Reports must follow Enactus Global guidelines
  - Find an example: <https://enactus.ca/resources/> → Project Development & Impact → “Sample - Annual Report”
  - Find the guidelines here: <https://enactus.ca/resources/> → Project Development & Impact → “2025-2026 Annual Report Guidelines”
- **NEW!** Reach is now a new metric
- **NEW!** Changes to page 4 (or final page of report to include specific metrics and an impact table)
- Annual Reports are due: **April 29 at 11:59 PM ET** through CACTUS



# National Competition - Annual Report Requirements



## Sample - Annual Report

A sample annual report template for Enactus teams to document their progress, projects, and achievements over the academic year.

Download



## 2025-2026 Annual Report Guidelines

This document outlines the updated guidelines for creating an annual report for the 2025-2026 year.

Download



# National Competition - Annual Report Requirements

- What tools or methods were used? (e.g., surveys, sales receipts, partner verification)
- What time period or sample was considered?
- What assumptions or estimations were involved, if any?

- Enactus Canada National Exposition: April 13, 2025 – April 12, 2026
- Enactus World Cup: TBA

The table currently contains example numbers.

Project Name	Direct Impact	Indirect Impact	Reach	Income/ Revenue Generated	Profit / Surplus Generated	Planet Impact	Projections (next 12 months)
Project A	e.g., 120 ppl	480 ppl	2000	\$9,000	\$2,500	3 tons waste diverted	Expand to 3 new schools
Project B	e.g., 45 ppl	180 ppl	800	\$1,200	\$400	200 kg plastic upcycled	Increase reach by 30%
Other Projects	e.g., 300 ppl	1,000 ppl	4,000	\$10,000	\$3,000	5 tons CO2 saved	Maintain impact

## OUR IMPACT

### ProjectBANANA



**Project Goal:** Create banana chips from ripened bananas sell them while providing nutritious snacks to school-aged children.

- What tools or methods were used? (e.g., surveys, receipts, partner verification)**
- Attendance records measured number of students feed directly from our snack-program. Surveys at Farmer's Markets to analyze customer satisfaction.
- What time period or sample was considered?**
- 5 classes gave feedback and metrics after a 1-week period via Goggle Form
- What assumptions or estimations were involved, if any?**
- Assumed each student took no more than 2 packages of banana chips.

### Naile dIt

**Project Goal:** Provide nail trims and sanitary trims for senior cats and dogs

- What tools or methods were used? (e.g., surveys, receipts, partner verification)**
- Number of customers directly served, number of feedback surveys collected.
- What time period or sample was considered?**
- Feedback collected from cat and dog care education class using survey sent out 1-month after events
- What assumptions or estimations were involved, if any?**
- Every individual who attended our workshop cares for 1+ cats and/or dogs.



Project Name	Direct Impact	Indirect Impact	Reach	Income/ Revenue Generated	Profit / Surplus Generated	Planet Impact	Projections (Next 12 Months)
Project Bananas	13 people	98 people	753 people	\$340	\$242.90	320 kg of food waste diverted	Expand to 5 more local stores
Nailedit	58 people	234 people	3,206 people	\$4,820	\$3,442.90	1240 kg of waste diverted	Increase reach to over 5,000 people
<b>Total</b>	71 people	332 people	3,959 people	\$5,160	\$3,685.70	1560 kg of waste diverted	See Above

# National Competition - Judging Criteria

**How effective was the team in demonstrating**

	Insufficient	Fair	Good	Very Good	Excellent
<b>Entrepreneurial leadership</b> Identifying a need and capitalizing on opportunities by taking personal responsibility, managing risk, and managing change within a dynamic environment.	<input type="radio"/>	<input type="radio"/>	<input type="radio"/>	<input type="radio"/>	<input type="radio"/>
<b>Innovation</b> The process of introducing new or improving existing ideas, services, technologies, products or methodologies.	<input type="radio"/>	<input type="radio"/>	<input type="radio"/>	<input type="radio"/>	<input type="radio"/>
<b>Use of business principles</b> Applying a sound business model and business plan.	<input type="radio"/>	<input type="radio"/>	<input type="radio"/>	<input type="radio"/>	<input type="radio"/>
<b>Sustainable positive impact</b> Demonstrating a measurable, lasting improvement for people, planet, and prosperity*.	<input type="radio"/>	<input type="radio"/>	<input type="radio"/>	<input type="radio"/>	<input type="radio"/>

\*Prosperity - fulfilling lives economically and socially



**INDIVIDUAL TEAM EVALUATION FORM**

Institution Name: \_\_\_\_\_ Date: \_\_\_\_\_

**Enactus Judging Criterion:**  
 Which Enactus team most effectively demonstrated entrepreneurial leadership to drive business and innovation for sustainable positive impact to benefit people, planet, and prosperity within the last year?

**How effective was the team in demonstrating**

	Insufficient	Fair	Good	Very Good	Excellent
<b>Entrepreneurial leadership</b> Identifying a need and capitalizing on opportunities by taking personal responsibility, managing risk, and managing change within a dynamic environment.	<input type="radio"/>	<input type="radio"/>	<input type="radio"/>	<input type="radio"/>	<input type="radio"/>
<b>Innovation</b> The process of introducing new or improving existing ideas, services, technologies, products or methodologies.	<input type="radio"/>	<input type="radio"/>	<input type="radio"/>	<input type="radio"/>	<input type="radio"/>
<b>Use of business principles</b> Applying a sound business model and business plan.	<input type="radio"/>	<input type="radio"/>	<input type="radio"/>	<input type="radio"/>	<input type="radio"/>
<b>Sustainable positive impact</b> Demonstrating a measurable, lasting improvement for people, planet, and prosperity*.	<input type="radio"/>	<input type="radio"/>	<input type="radio"/>	<input type="radio"/>	<input type="radio"/>

\*Prosperity - fulfilling lives economically and socially

**Optional feedback for teams:**  
**Valuable insights or suggestions related to the team's projects and activities:**

\_\_\_\_\_

\_\_\_\_\_

\_\_\_\_\_

\_\_\_\_\_

\_\_\_\_\_

**Constructive feedback on the team's ability, presentation, and communication skills:**

\_\_\_\_\_

\_\_\_\_\_

\_\_\_\_\_

\_\_\_\_\_

\_\_\_\_\_

Additional comments may be provided on the back of this form.



# Impact and Financial Reporting Review

# Final Reporting Deadlines

- **Complete Final Reporting is due:** April 12 at 11:59 PM ET
- **Impact and Financial Reporting Review Week occurs:** April 20 - 24
- **Annual Reports are due:** April 29 at 11:59 PM ET through CACTUS



<p><b>12</b> APR</p> 	<p><b>20</b> APR</p> 	<p><b>29</b> APR</p> 
<p><b>Deadline: Complete Team Final Reports</b></p> <p>🕒 April 12, 2026 @ 12:00 AM (EST) - April 12, 2026 @ 11:59 PM (EST)</p> <p>📍 Online Event</p>	<p><b>Impact and Financial Reporting Review</b></p> <p>🕒 April 20, 2026 @ 09:00 AM (EST) - April 26, 2026 @ 05:30 PM (EST)</p> <p>📍 Online Event</p> <p>Reporting</p>	<p><b>Deadline: National Exposition Annual Report Submission</b></p> <p>🕒 April 29, 2026 @ 12:00 AM (EST) - April 29, 2026 @ 11:59 PM (EST)</p> <p>📍 Online Event</p> <p>Reporting</p>

# Impact and Financial Reporting Review (IFRR) Week

Occurs during the week of April 20

All teams must schedule a meeting with their Program Manager and do a complete run through of their Nationals presentation, with audio-visuals

- **Mandatory for all teams to compete**
- Reading from scripts is allowed
- Place-holder slides are allowed
- Serves as pre-audit
- Will likely conflict with final exams so **PLAN AHEAD**
- First come first serve!



20  
APR



---

**Impact and Financial Reporting Review**

🕒 April 20, 2026 @ 09:00 AM (EST) - April 26, 2026 @ 05:30 PM (EST)

📍 Online Event

Reporting

# Impact and Financial Reporting Review (IFRR) for EWC

The National Champion team will be audited before participating at the World Cup

## NOTES:

- It's a 6-week process
- You will have to provide proof of all the claims you have made in your Nationals presentation
- Project participant interviews and survey
- Documentation of all impact claimed
- List of names of people impacted
- The purpose is to ensure that every claim you make on the world stage is verifiable and cannot be contested by anyone



# Reminders



# Etiquette - Nationals

- Please respect everyone's personal space!
- Absolutely **NO DRINKING** at the venue
  - Outside alcohol is illegal
- Getting on and off stage quickly and efficiently! (safely)
- Ask to take photos of others
- Use FLASH when appropriate



# Onsite Printing

- Please indicate whether you require on-site printing in your Team Registration by tonight.
  - This is a benefit, so you do not have to print everything beforehand, as you will not have time between rounds to print.
- The cost of printing is as follows:
  - Opening Round: \$50
  - Semi Final Round: \$50
  - Final Round: \$240



# Combined SL & FA Meeting

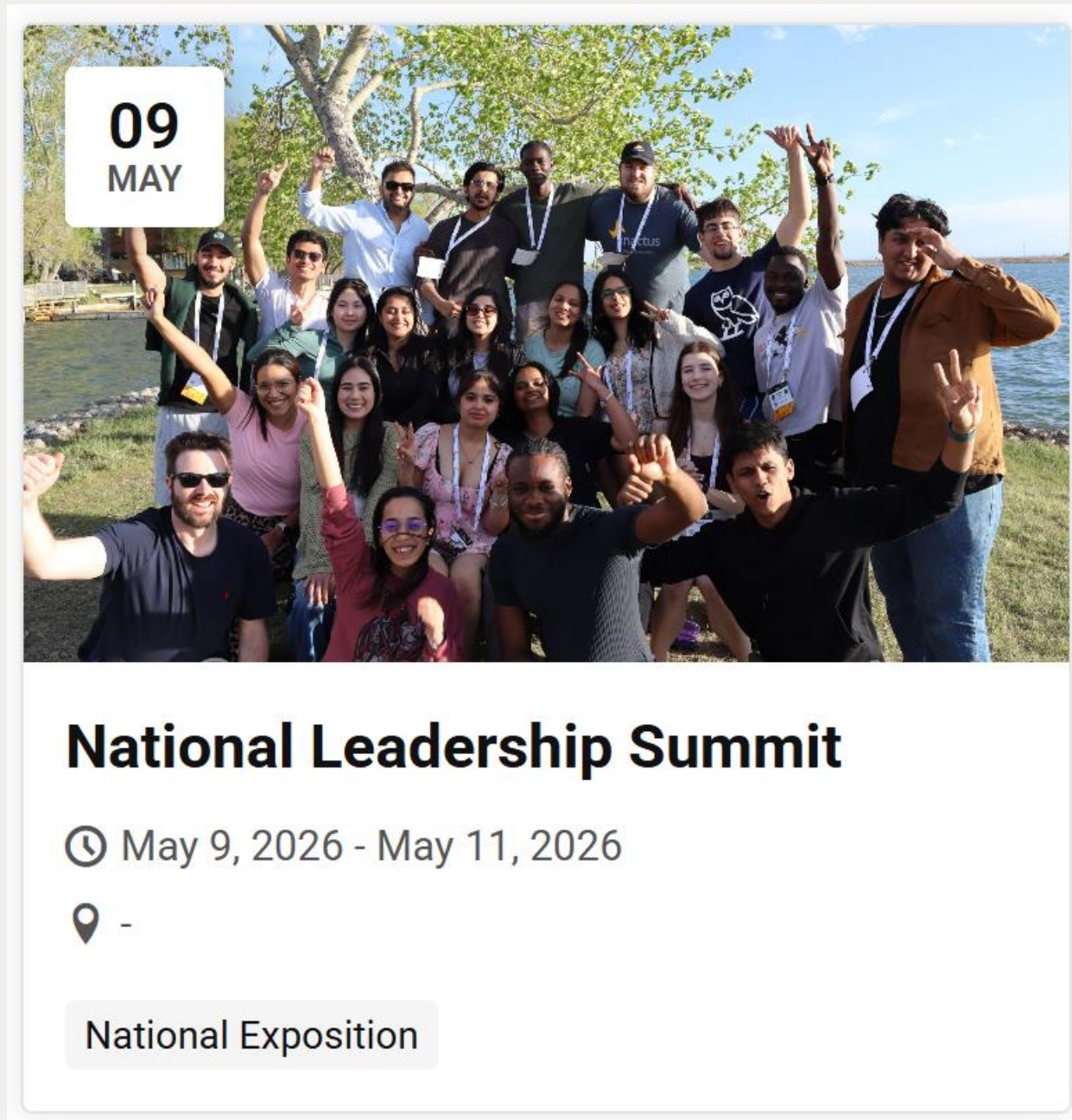
At the 2026 Enactus National Exposition, the traditional Student Leader Meeting and Faculty Advisor Meeting will be merged!

More information will be available closer to the event. Please encourage your faculty advisors to attend where possible!

Occurring on May 6th!



# 2026 National Leadership Summit



- Dates: May 9 - 11, 2026
- Open to student leaders (presidents, VPs, etc.), incoming presidents, and incoming leadership.

Location: [Notre-Dame-de-Fatima Centre](#)

We will pick you up in the hotel lobby on the morning of the 9th.

Note:


- If booking flights/travel, the programming on the 11 will finish before noon.
- 1st student is free, 2nd student is \$300 and includes housing and meals.

More info: <https://enactus.ca/event/save-the-date-national-leadership-summit/>

# Student Leader Transition & Hiring

If you are graduating at the end of this semester, you should be thinking (or know) about who will be transitioning into the Student Leader role afterwards

Once your team has confirmed who will be the new Student Leader, you must complete the Incoming **Student Leader Confirmation Form** and send it to your respective Program Manager.



## Student Leader Selection Process

"A guide that outlines the process for selecting a new student leader, detailing the ideal candidate's qualities and including an official **student leader confirmation form**.

[Download](#)



## Template - Job Description

An editable template for creating management and executive position descriptions, outlining the application process, submission details, and expectations for new student leaders.

[Download](#)

# Volunteer Hours

## Why do we need to submit our volunteer hours?

- Help recognize all the superstars on your team!
- It helps with keeping track of how many hours your team is putting in month to month
- Members will receive a LinkedIn Badge at the end of the academic year!

## Depending on how many hours you complete, you will receive:

- A Gold Badge: 1000+ hours
- A Silver Badge: 500-999 hours
- A Bronze Badge: 100-499 hours

## • How do we log our volunteer hours?

- Using the volunteer hour link found on the Team Resources page of our website
- Clicking the link in the automated monthly emails
- Note: these volunteer hours should match the volunteer hours that are reported per project



# Check List: Things BEFORE Nationals

- Register your team for Nationals by **tonight at 11:59 PM ET** on CACTUS
  - Indicate if you are competing or if you need on-site printing
  - Challenge reports are not printed on-site
- Submit Final Reporting by April 12 11:59 PM ET on CACTUS
- Book a meeting with PM, between April 20 → 24
  - We will do a full run-through of the presentation with the script (scripts do not need to be memorized)
  - This is when we will review the draft annual report
- Submit FINAL COPY of Annual Report (and Challenge Report, if applicable) by April 29 at 11:59 PM ET on CACTUS



**Thank you!**

